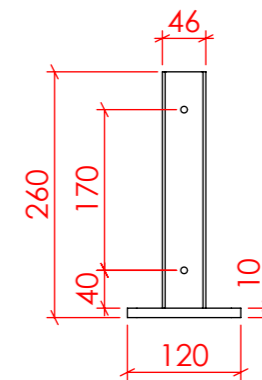


CANCELLO PEDONALE MANUALE

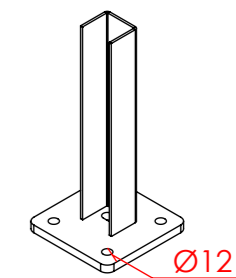
1
COLONNA
50x50 / 80x80
DA TAGLIARE
A MISURA

1
COLONNA
50x50 / 80x80
DA TAGLIARE
A MISURA

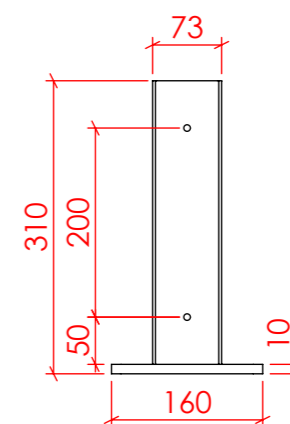
2
DETTAGLIO FORATURE
COLONNA 50x50



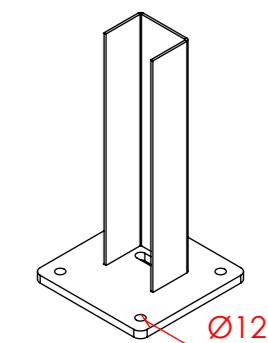
STAFFA PER
COLONNA 50x50



2
DETTAGLIO FORATURE
COLONNA 80x80



STAFFA PER
COLONNA 80x80



3

VITE AUTOFIL. M8

3

4


STAFFA PER COLONNA
50x50 / 80x80

4

MONTAGGIO:

- 1 - TAGLIARE 2 COLONNE A MISURA
- 2 - ESEGUIRE 2+2 FORI Ø8 COME DA SPECIFICA
- 3 - AVVITARE COLONNE SU STAFFE CON 2+2 VITI AUTOFILETTANTI M8x20
- 4 - FISSARE PIASTRE A TERRA CON 4+4 TASSELLI

VISTA CANCELLO A
MONTAGGIO CONCLUSO



P.F.